



























COMPATIBILITY BETWEEN HANDLEBARS AND FRAMES

	ALABARDA	ZERO BAR	STEMMA / BARRA CAR.	STEMMA / BARRA SL	FILANTE BAR	J-BAR
	A ☒	B ☒	A ☒	C ☒	B ☒	B ☒
	A ☒	B ☒	A ☒	C ☒	B ☒	B ☒
 	A ☒	B ☒	A ☒	C ☒	B ☒	B ☒
<i>FILANTE</i> 	A ☒	B ☒	A ☒	C ☒	B ☒	B ☒
<i>cento10SL</i> 	A ☒	B ☒	A ☒	C ☒	B ☒	B ☒
<i>cento10SL</i> 	A ☒	B ☒	A ☒	C ☒	B ☒	B ☒
<i>cento10NDR</i> 	A ☒	B ☒	A ☒	C ☒	B ☒	B ☒
<i>cento10NDR</i> 	A ☒ ○	B ☒ ○	A ☒ ○	C ☒ ○	B ☒ ○	B ☒ ○
<i>cento10HY</i> 	A ☒		A ☒	C ☒		
<i>cento1HY</i> 	D ☒		D ☒			
<i>JENA HYBRID</i> 	A ☒ **	B ☒ **	A ☒ **	C ☒ **	B ☒ **	B ☒ **
<i>JENA HYBRID</i> 	A ☒ **	B ☒ **	A ☒ **	C ☒ **	B ☒ **	B ☒ **
<i>JENA</i> 	A ☒ **	B ☒ **	A ☒ **	C ☒ **	B ☒ **	B ☒ **
<i>JENA</i> 	A ☒ **	B ☒ **	A ☒ **	C ☒ **	B ☒ **	B ☒ **
<i>GTRteam</i> 	D ☒		D ☒			
<i>GTR512E</i> 	D ☒		D ☒			
<i>cento1NDR</i> 	A ☒ **	B ☒ **	A ☒ **	C ☒ **	B ☒ **	B ☒ **
<i>cento1NDR</i> 	A ☒ **	B ☒ **	A ☒ **	C ☒ **	B ☒ **	B ☒ **

LEGEND	
*	MODIFY THE WOKITS WITH 2 HOLES ON WOTS TO ALLOW THE IWOC CABLE TO GO THROUGH
**	THE FRONT BRAKE CABLE REMAINS EXTERNAL (THERE IS NO HOLE IN THE FORK FOR THE INTERNAL ROUTING).
☒	INTERNAL ROUTING CABLE
☒	EXTERNAL ROUTING CABLE
	ELECTRONIC GROUPSET
	MECHANICAL GROUPSET
	SUPERSLIM BEARING and COMPRESSION RING WTP-BEARING-SSLIM + WTP-COMPRING-SS

SPACERS KIT		
A		WCKITS=WCTC+WTP-CSPACER5+WTP-CSPACER10+WCTS
B		WOKITS=W0TC+ WTP-ZSPACER5+WTP-ZSPACER10+W0TS
C		WKITCCOL= W0TC+ WTP-ZSPACER5+WTP-ZSPACER10+WTP-STEMCC
D		WTP110A-16C + WTP110A-17 + WTP110A-18

COMPATIBILITY BETWEEN HANDLEBARS AND FRAMES

1 CHOOSE YOUR FRAME

2 CHOOSE YOUR HANDLEBAR

	ALABARDA	ZERO BAR	STEMMA / BARRA CAR.	STEMMA / BARRA SL	FILANTE BAR	J-BAR
	A ☒	B ☒	A ☒	C ☒	B ☒	B ☒
	A ☒	B ☒	A ☒	C ☒	B ☒	B ☒
	A ☒	B ☒	A ☒	C ☒	B ☒	B ☒
<i>FILANTE</i>	A ☒	B ☒	A ☒	C ☒	B ☒	B ☒
<i>cento10SL</i>	A ☒	B ☒	A ☒	C ☒	B ☒	B ☒
<i>cento10SL</i>	A ☒	B ☒	A ☒	C ☒	B ☒	B ☒
<i>cento10NDR</i>	A ☒	B ☒	A ☒	C ☒	B ☒	B ☒
<i>cento10NDR</i>	A ☒ ○	B ☒ ○	A ☒ ○	C ☒ ○	B ☒ ○	B ☒ ○
<i>cento10HY</i>	A ☒		A ☒	C ☒		
<i>cento1HY</i>	D ☒		D ☒			
<i>JENA</i>	A ☒ **	B ☒ **	A ☒ **	C ☒ **	B ☒ **	B ☒ **
<i>JENA</i>	A ☒ **	B ☒ **	A ☒ **	C ☒ **	B ☒ **	B ☒ **
<i>JENA</i>	A ☒ **	B ☒ **	A ☒ **	C ☒ **	B ☒ **	B ☒ **
<i>JENA</i>	A ☒ **	B ☒ **	A ☒ **	C ☒ **	B ☒ **	B ☒ **
<i>GTRteam</i>	D ☒		D ☒			
<i>GTR512E</i>	D ☒		D ☒			
<i>cento1NDR</i>	A ☒ **	B ☒ **	A ☒ **	C ☒ **	B ☒ **	B ☒ **
<i>cento1NDR</i>	A ☒ **	B ☒ **	A ☒ **	C ☒ **	B ☒ **	B ☒ **

3 SELECT YOUR CONFIGURATION

LEGEND	
*	MODIFY THE WOKITS WITH 2 HOLES ON WOTS TO ALLOW THE IWOC CABLE TO GO THROUGH
**	THE FRONT BRAKE CABLE REMAINS EXTERNAL (THERE IS NO HOLE IN THE FORK FOR THE INTERNAL ROUTING).
☒	INTERNAL ROUTING CABLE
☒	EXTERNAL ROUTING CABLE
	ELECTRONIC GROUPSET
	MECHANICAL GROUPSET
○	SUPERSLIM BEARING and COMPRESSION RING WTP-BEARING-SSLIM + WTP-COMPRING-SS

5 FURTHER INFORMATION

SPACERS KIT		
A		WCKITS=WCTC+WTP-CSPACER5+WTP-CSPACER10+WCTS
B		WOKITS=W0TC+ WTP-ZSPACER5+WTP-ZSPACER10+W0TS
C		WKITCCOL= W0TC+ WTP-ZSPACER5+WTP-ZSPACER10+WTP-STEMCC
D		WTP110A-16C + WTP110A-17 + WTP110A-18

4 SPACERS' KIT